

Full Results 4:09 PM ET

Reporting 100% 100% 100% 100% 99%

ELECTION 2016 Results | How Trump Won | Exit Polls

SHARE


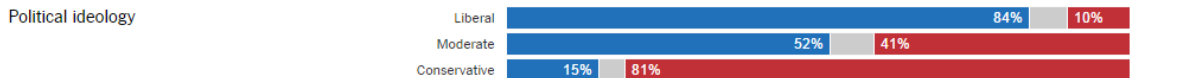
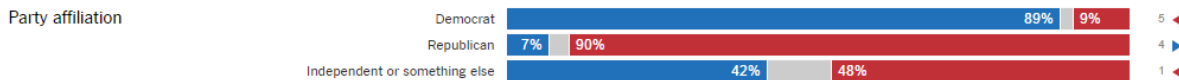
# Election 2016: Exit Polls

Produced by JON HUANG, SAMUEL JACOBY, K. K. REBECCA LAI and MICHAEL STRICKLAND NOV. 8, 2016

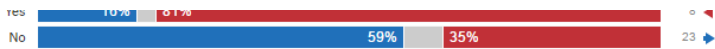
Updated as results become available.

**Hillary Clinton**  
DEMOCRAT

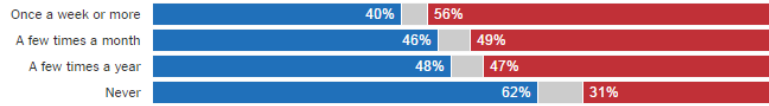
**Donald J. Trump** Change from 2012\*  
REPUBLICAN



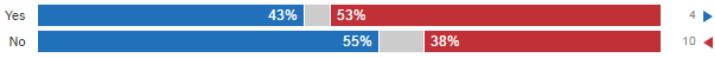
white evangelical or white born-again Christians



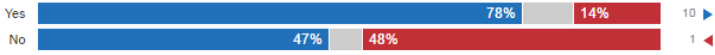
Attend religious services



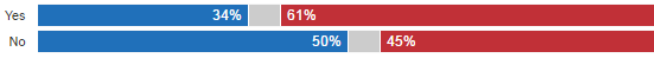
Married



Gay, lesbian, bisexual or transgender



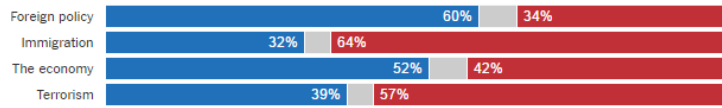
U.S. military service



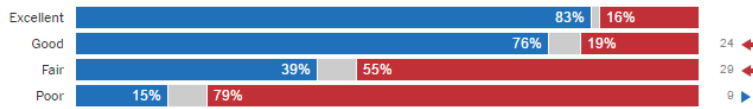
Direction of country



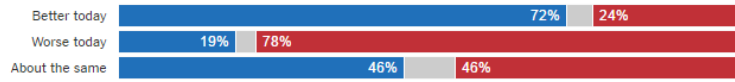
Most important issue



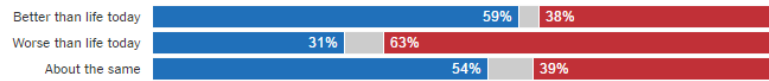
Condition of the nation's economy



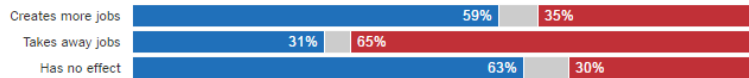
Family financial situation



What do you expect for the next generation of Americans?



Effect of trade with other countries on U.S. jobs



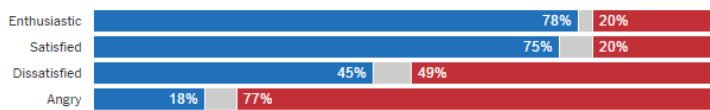
What should happen to most illegal immigrants working in the U.S.?



Building a wall along the entire U.S. border with Mexico



Feelings about how the federal government is working



Obama's job performance



Best description of vote



Most important candidate quality





Better commander in chief



Do you think Hillary Clinton has the temperament to serve effectively as president?



Do you think Donald J. Trump has the temperament to serve effectively as president?



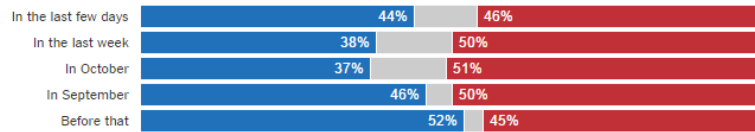
Do you think Hillary Clinton is honest and trustworthy?



Is Donald J. Trump honest and trustworthy?



Decided how to vote



Vote in a two-candidate race



[▲ Back to Top](#)

## Methodology

Data for 2016 were collected by Edison Research for the National Election Pool, a consortium of ABC News, The Associated Press, CBSNews, CNN, Fox News and NBC News. The voter survey is based on questionnaires completed by 24,537 voters leaving 350 voting places throughout the United States on Election Day including 4,398 telephone interviews with early and absentee voters.

In 2012, 2008 and 2004, the exit poll was conducted by Edison/Mitofsky; in 1996 and 2000 by Voter News Services; in 1992 by Voter Research and Surveys; and in earlier years by The New York Times and CBS News.

Direct comparisons from year to year should factor in differences in how questions were asked. Race and sex were determined by interviewers in surveys before 1984. Independent or third-party candidates are not shown.

Population scaling is representative of the number of voters in each category.

\*Change is shown in percentage points. When comparable data are available, this measure combines the change in Republican support and the change in Democratic support from the previous election.

## More on NYTimes.com




**Trump's Hires Will Set Course of His Presidency**  
NOV. 13, 2016



**Donald Trump Shouldn't 'Put His Children Out of Work,' Giuliani Says**  
NOV. 14, 2016



**Hillary Clinton Blames F.B.I. Director for Election Loss**  
NOV. 13, 2016



**Red, Blue and Divided: Six Views of America**  
NOV. 14, 2016



**Facebook, in Cross Hairs After Election, Is Said to Question Its Influence**  
NOV. 13, 2016